

Update: GasTrac enhancement

Changes will come into effect 28th August 2019



27 August 2019

Find below further updates and enhancement to the system that will affect your workflow. Changes will come into effect 28th August 2019.

Commercial Kitchen Checklist

Submission of Commercial Kitchen Installations will now be available to fill in online.

energy safe VICTORIA GasTrac Create James Complex

STATEMENT OF COMPLIANCE IN RELATION TO COMPLETION OF GAS INSTALLATION (Section 73 Regulations 26(8) and 28(2))

- I certify that this gas installation meets the requirements of the Gas Safety Act 1997, that the required tests have been carried out, and it will be safe for gas to be made available to the consumer.
- The installation is to be inspected. Please contact the Technical Helpline on 1800 652 563 to arrange.
- Submit completed Commercial Kitchen Installation checklist.

How will you complete the Commercial Kitchen Installation checklist? *

- Complete online
- Attach document

COMMERCIAL KITCHEN INSTALLATION CHECKLIST

Item	Complies	Not Applicable
Consumer Piping - Compliance Installation AS/NZS 5601.1:2013		
5.2.9 Occupancy isolation valve	<input type="radio"/>	<input type="radio"/>
- Sign Attached	<input type="radio"/>	<input type="radio"/>
5.3.8 Valve joints permanent if concealed	<input type="radio"/>	<input type="radio"/>
Hose Assemblies		
5.9.1 Hose assembly (certified AS/NZS 1569)	<input type="radio"/>	<input type="radio"/>
5.9.5 Not strained or deformed	<input type="radio"/>	<input type="radio"/>
5.3.7 Consumer piping off the floor (hose)	<input type="radio"/>	<input type="radio"/>

Mobile Catering Checklist

Jobs that cover Mobile Catering will request Conditions of Acceptance completed via an online form or as an attachment.

energy safe VICTORIA GasTrac Create James Complex

STATEMENT OF COMPLIANCE IN RELATION TO COMPLETION OF GAS INSTALLATION (Section 73 Regulation 26(8) and 28(2))

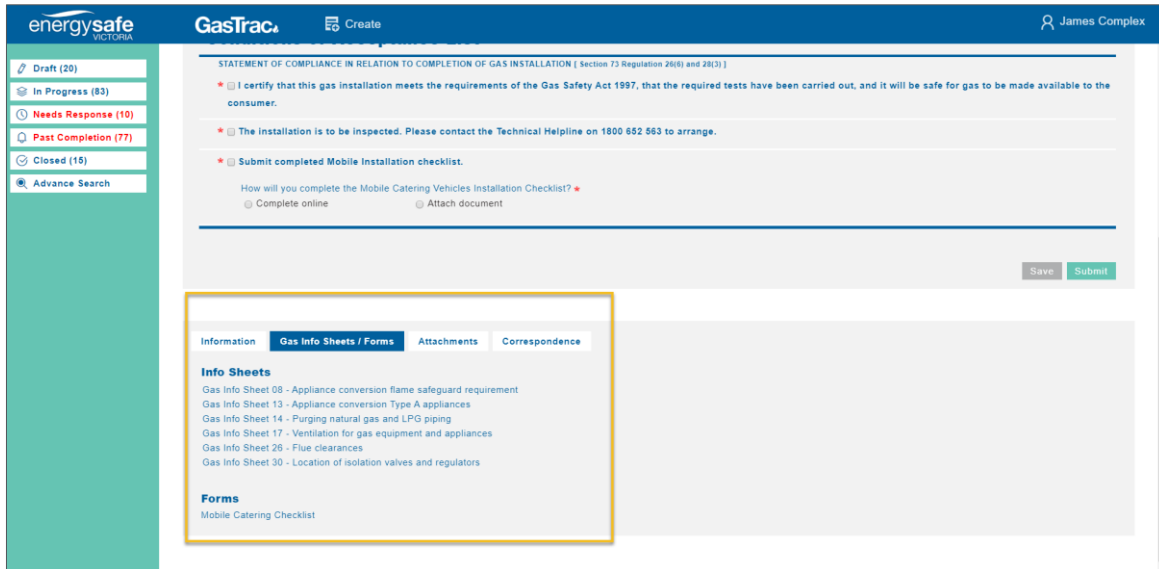
- I certify that this gas installation meets the requirements of the Gas Safety Act 1997, that the required tests have been carried out, and it will be safe for gas to be made available to the consumer.
- The installation is to be inspected. Please contact the Technical Helpline on 1800 652 563 to arrange.
- Submit completed Mobile Installation checklist.

How will you complete the Mobile Catering Vehicles Installation Checklist? *

- Complete online
- Attach document

MOBILE CATERING VEHICLES INSTALLATION CHECKLIST

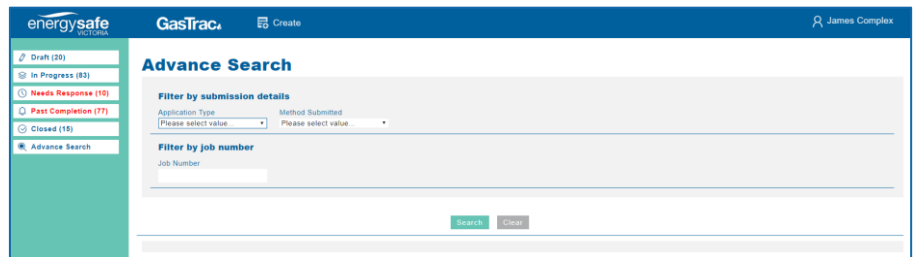
Item	Complies	Not Applicable
Cylinders		
3.2.2 Clearance from ignition sources (Figure 3.1)	<input type="radio"/>	<input type="radio"/>
- Clearance from vehicle openings (Fig 3.2B)	<input type="radio"/>	<input type="radio"/>
2.2.3 Located externally on chassis	<input type="radio"/>	<input type="radio"/>
3.3.1 Cylinder restraints	<input type="radio"/>	<input type="radio"/>
3.4.1 Located in a cylinder compartment	<input type="radio"/>	<input type="radio"/>
- Stores cylinder and regulator only	<input type="radio"/>	<input type="radio"/>
- Drain installed, correct position, correct outlet direction	<input type="radio"/>	<input type="radio"/>
- Drain not obstructed	<input type="radio"/>	<input type="radio"/>
- Door Vented	<input type="radio"/>	<input type="radio"/>
- Sealed from vehicle (external access)	<input type="radio"/>	<input type="radio"/>
- Sealed from vehicle (internal access) Refer 3.4.5.1 Max 2 x 15Kg	<input type="radio"/>	<input type="radio"/>



NB: All forms requested on each job are available in the **Gas Information Sheet/Forms** Tab.

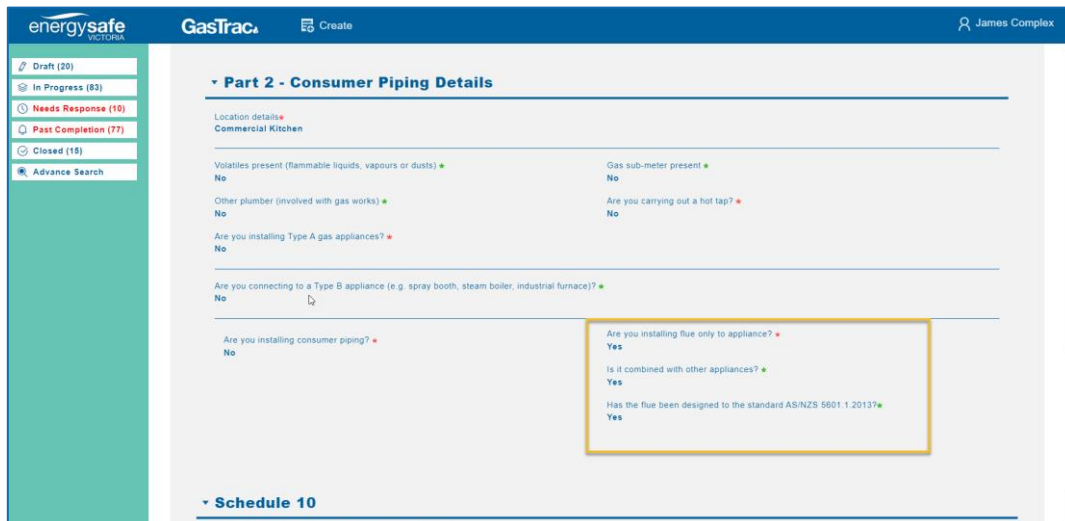
Advance Search

Search for your job by selecting on Advance Search and entering the job number and/or other information. You will only be able to search for jobs submitted under your licence.



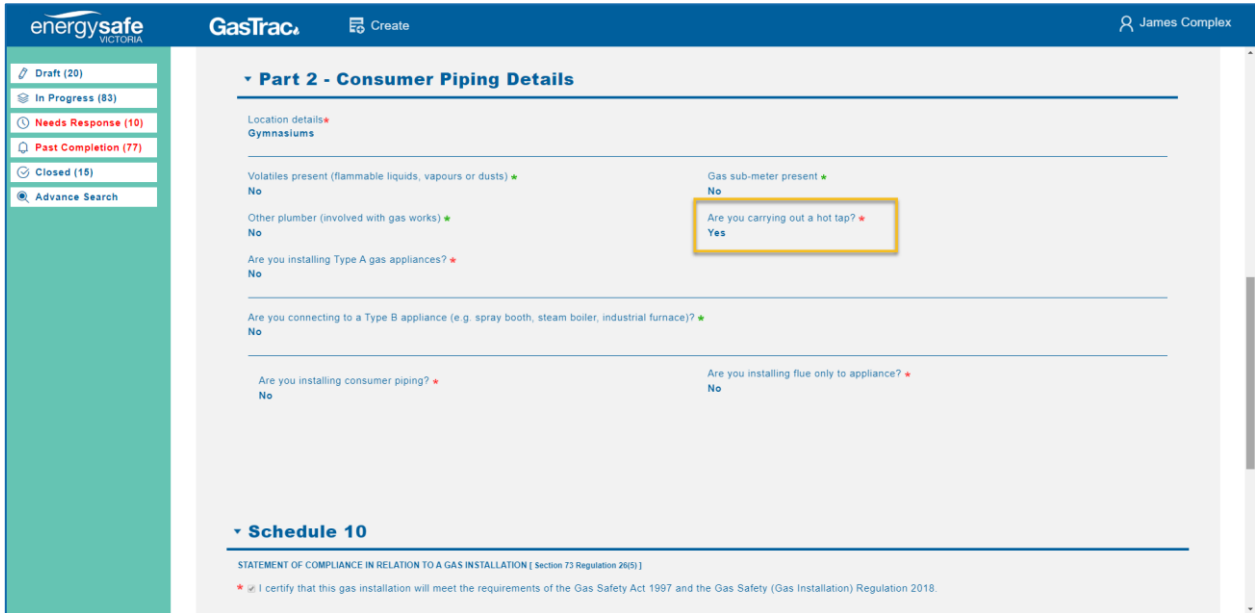
Flue Only Gas Application

New option for jobs that carry out 'Flue Only' work at certain sites. This will allow the application to progress to Schedule 10 and forego sections of the application not relevant to the 'Flue Only' only carried out.



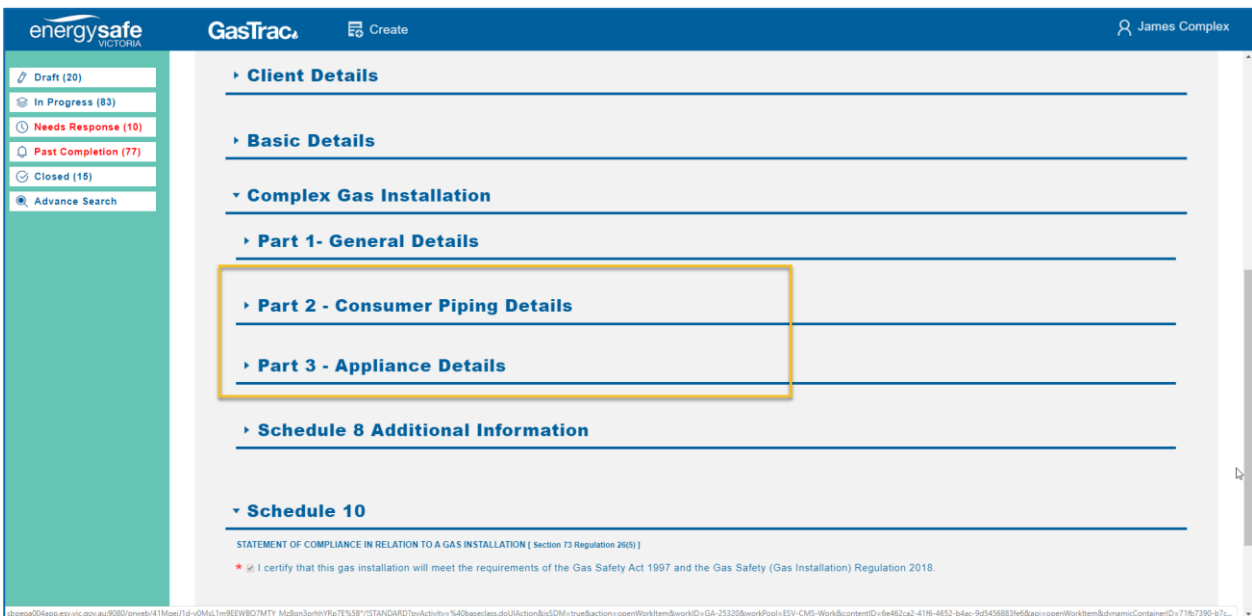
Hot Tap Only Gas Application

New option for jobs that carry out 'Hot Tap Only' work at certain sites. This will allow the application to progress to Schedule 10 and forego sections of the application not relevant to the 'Hot Tap Only' work carried out.



Schedule 8 Application

All of Schedule 7 (Part 2 & 3) will now be available to fill in with Schedule 8. This was previously not an option and aims to assist in providing a more holistic understanding of the job.



More information

For further information on the updates or clarification required, contact ESV's Gas Operations team via the Technical Helpline 1800 652 563 - Option 4.